

LIVERMORES

THE ESTATE AGENTS

2 Bedrooms

House - Terraced

Price Guide

£300,000

Located in

Dartford



www.livermores.co.uk



7 Finchley Close

Dartford DA1 1XR



GUIDE PRICE £300,000 - £325,000... Welcome to this charming terraced family home located on Finchley Close in Dartford. This delightful property features two well-proportioned bedrooms, making it an ideal choice for small families or couples seeking a comfortable living space. The first-floor family bathroom is conveniently situated, ensuring ease of access for all residents.

The home is presented in excellent condition throughout, allowing you to move in with minimal fuss. Its inviting atmosphere is perfect for creating lasting memories with loved ones.

Situated in a convenient location, this property offers easy access to Dartford Town Centre, where you will find a variety of shops, restaurants, and local amenities to cater to your everyday needs. Additionally, Dartford Main Line Railway Station is just a short distance away, providing excellent transport links for commuters heading into London and beyond.

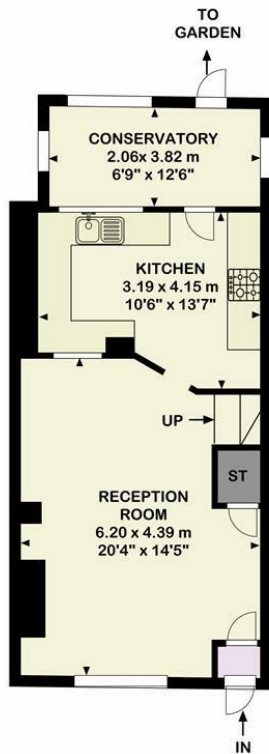
This terraced house on Finchley Close is not just a place to live; it is a wonderful opportunity to enjoy a vibrant community and a comfortable lifestyle. Do not miss the chance to make this lovely property your new home.

7 Finchley Close

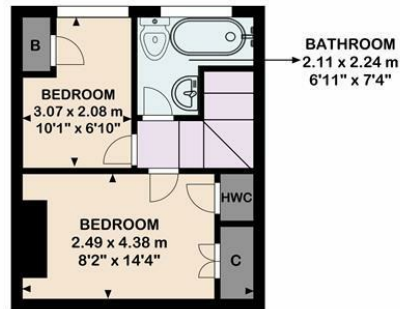
£300,000 Freehold



- GUIDE PRICE £300,000 - £325,000
- WELL-PRESENTED PROPERTY
- WALKING DISTANCE FROM DARTFORD STATION & TOWN CENTRE
- FIRST FLOOR BATHROOM
- SIMILAR PROPERTIES REQUIRED
- TWO BEDROOM TERRACED HOUSE
- DARTFORD GRAMMAR SCHOOL CATCHMENT AREA
- PERFECT FOR FIRST TIME BUYERS & INVESTORS
- SIZABLE THROUGH LOUNGE & DINING SPACE
- COUNCIL TAX BAND 'C', EPC RATING 'D'



Ground Floor



First Floor

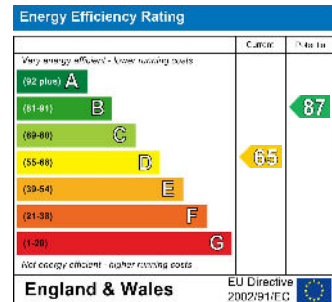
FINCHLEY CLOSE, DA1

The plan is intended solely as a layout guide, and no liability is assumed for any errors, omissions, or inaccuracies. It does not constitute, in whole or in part, an offer or contract. Any intending purchaser or lessee should satisfy themselves, through inspection searches, enquiries, and a full survey, as to the accuracy of the information provided. All areas, measurements, wall thicknesses, shapes, compass bearing, and distances are approximate and should not be relied upon for valuation purposes or as the basis of any sale or letting. No guarantee is provided regarding the total area. All measurements are taken at the widest points, internally, with the first measurement referring to the vertical dimension. May not be to scale. Powered by airvideography.com

Council Tax Band C

Local Authority DARTFORD

Agents Note: Whilst every care has been taken to prepare these particulars, they are for guidance purposes only. All measurements are approximate and are for general guidance purposes only and whilst every care has been taken to ensure their accuracy, they should not be relied upon and potential buyers/tenants are advised to recheck the measurements.



1 Hythe Street
 Dartford
 Kent
 DA1 1BE



dartford@livermores.co.uk
 01322 228090
 www.company.co.uk